JTEKT

"N°1 & ONLY ONE"

TECHNICAL & MARKETING GUIDE 2026

STEERINGS INDEPENDANT AFTERMARKET

www.jtekt.eu

CERTIFIED TecDoc® DATA SUPPLIER

INTRODUCTION

Notes

- The present catalogue and its content, including description, pictures and drawings are owned by JTEKT Europe and therefore may be not copied, duplicated or sold unless with the prior express written consent of JTEKT Europe.
- JTEKT Europe edited this catalogue with seriousness and great attention. However, JTEKT Europe declines any liability for mistakes, incorrectness and omissions.
- JTEKT Europe reserves the right to modify at any time, any contents of catalogue
- JTEKT Europe references shall prevail over all the other parts number, which are given for information.

Abreviations

- **OE REF :** Original Equipment spare part Reference
- **P-EPS :** Electric Power Steering Simple Pinion
- **DP-EPS :** Electric Power Steering Dual Pinion type
- **C-EPS :** Electric Power Steering Column type
- **CGR :** Constant Gear Ratio
- **VGR :** Variable Gear Ratio

TABLE OF CONTENTS

PAGES

What about us?	**4-5**
Why work with JTEKT?	**6**
Useful articles	**7-11**
One steering, one vehicle	8
New adaptable OE	9
What is remanufacturing ?	10-14
Our packaging standards	**15-17**
Our technical guidelines	**18-24**
Steering user recommandations	19-22
EPS Programming	23-24
Useful marketing tools	**25-27**
Contact	**28**

WHAT ABOUT US ?

Key data JTEKT Europe

4 208 Employees

1.4 Billion euros turnover

9 Production facilities in 13 countries

Business fiels

- Bearings
- Electric steerings
- Hydraulic steerings
- Manuel steerings
- Steering components
- MCU
- Remanufacturing



"N°1 & ONLY ONE"

INDEPENDENT AFTERMARKET

The guarantee of genuine steerings parts supply

- Sales office based in Irigny, France
- 4 dedicated production lines

  With the support of jtekt europe skills : R&D centre , Process engineering...

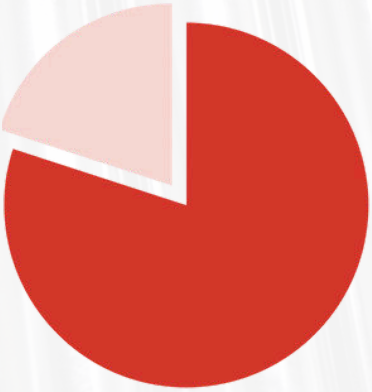

More than

80 %

of **Renaut/Nissan & Peugeot/Citroën** and a significant portion of European light utility vehicles (Master, Jumpy, Partner, Berlingo, Kangoo, Transit, Sprinter, Transporter...)

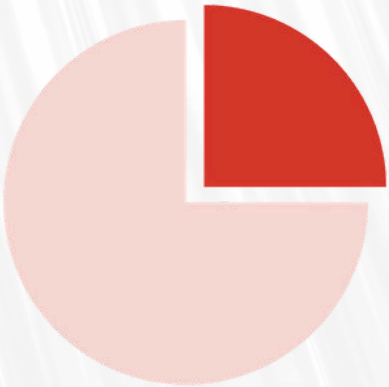

25 %

of **light vehicles** worlwide are equipped with JTEKT OE Steering gears and pumps

WHY WORK WITH JTEKT ?

Performance **Advanced technologies** **Safety**

R&D **Reliability** **Genuine** **Long lasting**

Through advanced technologies and outstanding R&D, we guarantee products of high reliability and long-lasting performance to the aftermarket users from steering systems to components.

"N°1 & ONLY ONE"

USEFUL ARTICLES

You will find on the next pages, useful articles to understand better the steering systems market.

JTEKT : THE ORIGINAL BEHAVIOUR, QUALITY & ROBUSTNESS

WHY THE CHOICE OF YOUR STEERING SYSTEMS IS SO IMPORTANT ?

Steering development, supply chain and production for cars is important to understand because the choice of your spare parts might be dependant of the original OE specifications.

Discover why !

One steering OE Supplier by car

For each vehicle production, Original equipment manufacturer are chosen.
For a specific vehicle, a specific brand, dedicated products will be implemented.
This is the case for Steering Systems.

One car, one steering systems approved according to Car manufacturer specifications.

One steering calibration by car model

During the vehicle design phase, Car manufacturer asked to the selected steering supplier, to calibrate the system according to their specifications.
Tests are completed to ensure the optimal and safe product use.

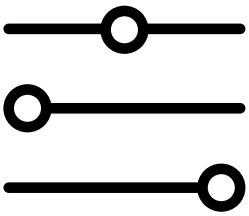

What to do in case of breakdown?

It is essential to replace the broken system by an identical original one because :

- Original robustness and lifetime is guaranteed
- **Similar** steering **calibration** is certificated
- **Last software update** is completed
- **High quality standard** are guaranteed
- **Safety check** is ensured

Does alternative to new product exist?

Remanufacturing is an alternative. By JTEKT, we have developed a specific process to remanufacture our old steerings and extending product life.

Interest to discover more ?

DRIVE SAFE WITH JTEKT !

90% Toyota/Mitsubishi vehicles, worldwide

80% Renault/Nissan & Peugeot/Citroen utilities cars, in Europe

And more (BMW, Mercedes, Volkswagen...)

For any additional information, please contact : aftermarket@jtekt.eu

New, Adaptable, OE, and Counterfeit Parts : What's the difference, and why does it matter ?

When it comes to vehicle maintenance and repairs, choosing the right parts can be a bit of a puzzle. Terms like "new," "adaptable," "OE," and "counterfeit" are often used, but understanding what each means is crucial for the safety, performance, and longevity of your vehicle.

New Parts

These are freshly manufactured components made to match the original specifications of the vehicle. They provide the assurance of quality and durability, ensuring that your vehicle performs as expected.

Adaptable Parts

Often designed to fit multiple models, adaptable parts offer flexibility. While they might not match the exact specifications of the original parts, they can be an economical and functional choice for some vehicles. However, it's essential to verify that they won't compromise performance.

OE (Original Equipment) Parts

These parts are made by the original manufacturer and are identical to the parts your vehicle was initially built with. This level of authenticity ensures a seamless fit and optimal performance, making OE parts the top choice for those who prioritize reliability and compatibility.

Counterfeit Parts

Unfortunately, counterfeit parts that mimic genuine brands are widespread. Though they may look the part, they are manufactured without proper quality checks, and using them can lead to unexpected wear, compromised safety, and overall poor performance.

At JTEKT, we prioritize quality and integrity. We know that the products we manufacture impact safety and durability, and we're committed to ensuring each part meets stringent standards. Choosing genuine, high-quality parts means you're investing in the reliability of your vehicle—and, ultimately, your peace of mind.

JTEKT

A smart, sustainable solution for the future

What is Remanufacturing ?

Remanufacturing is an **industrial process** that **restores** a used product to its original performance product. Unlike simple repairs, remanufacturing involves:

- **Dismantling** the product
- **Replacing** or refurbishing components
- **Testing** and **validating** performance
- **Guaranteeing** quality and reliability

By extending product life, remanufacturing contributes to the circular economy, reducing waste and environmental impact while maintaining high-quality standards.

What is Remanufacturing ?

To better understand the value of remanufacturing, it's important to compare it with other processes that extend a product's lifecycle.

- **Remanufacturing :** fully restores the product to like-new condition, ensuring original performance and high quality level.
- **Reconditioning :** enhances appearance and usability but does not fully restore the product to its original specifications.
- **Reuse :** the product is used again without modification, often with minor cosmetic adjustments. It does not necessary require dismantling, remplacement or repair of components. Products are not considered as new and their performance have not been increased. They can also be used for other purpose.
- **Repair :** fixes defects only but does not guarantee full restoration.
- **Recycling :** recycling is a process to recover a product considered as a waste into new materials.

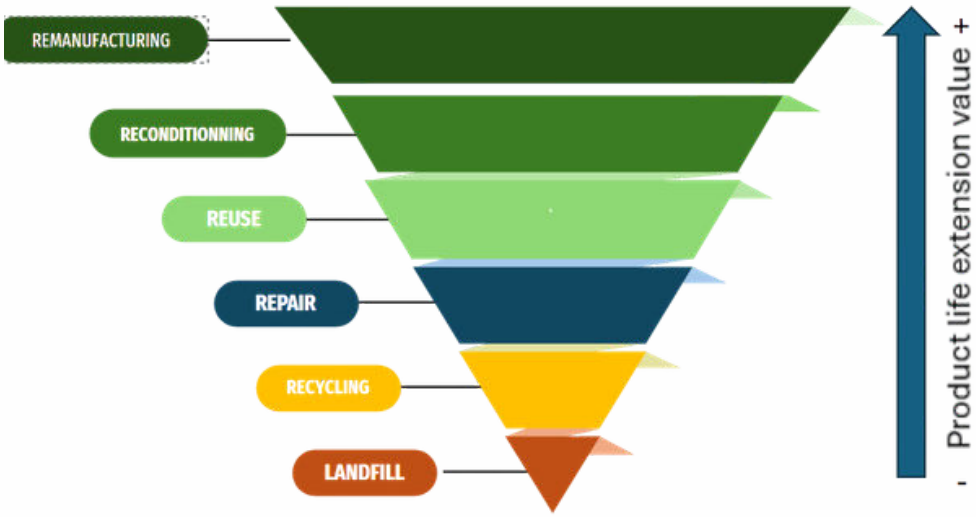

Benefits of Remanufacturing

Process	Product Functionality	Component Replacement	Quality guarantee
Remanufacturing	Restores to **like-new** performance	**Yes**, as per original specifications	**Full product guarantee**
Reconditioning	Improves appearance and partial functionality	Some components replaced	**Limited warranty**
Reuse	Used as is, without performance validation	No component replacement	**Partial guarantee**
Repair	Fixes only faulty parts, but **does not restore full performance**	Only specific components replaced	**Partial warranty on replaced parts**
Recycling	Product is destroyed and converted into raw materials	Not applicable	**Not applicable**

Why Choose Remanufacturing?

Restores products to like new condition. Maintains original manufacturer standards for quality and performance.

- **Extends product lifespan :** maximizes usability and reduces waste.
- **Cost effective :** a budget-friendly alternative to purchasing new parts without compromising performance.
- **Environmentally responsible :** supports the circular economy by minimizing raw material consumption and waste.

Key Industry Associations

To stay informed on best practices and industry developments, explore the following associations:

- **Association European Remanufacturing Network : Visit website**
- **Automotive Parts Remanufacturers Association (APRA) : Visit website**
- **European Remanufacturing Council : Visit website**
- **France Auto Reman : Visit website**

These organizations provide **valuable resources, reports, and networking opportunities** for companies interested in remanufacturing.

What about remanufacturing regulation ?

Currently, there are no specific regulations exclusively dedicated to remanufacturing. However, several existing legal frameworks support and encourage its development.

This article aims to provide a non-exhaustive overview of these regulations at the international, European, and national levels. To begin with, it is essential to understand that waste regulation is closely linked to the circular economy. Before a product can be remanufactured or repackaged, it is typically classified as waste. The management of this waste is governed by key legal instruments at both international and European levels.

International level - the basel convention

The Basel Convention, established under the United Nations, regulates the transboundary movement of hazardous waste and classifies materials as hazardous waste, non-hazardous waste, or non-waste. It also defines two main categories of waste treatment :

- Final disposal without recovery
- Operation for waste recovery

On May 25, 2023, Annex IV of the Convention was updated to formally recognize remanufacturing as a recovery operation. Two new official recovery codes were introduced :

- "R14 – Preparation for re-use (e.g. checking, cleaning, repair, remanufacturing)" and
- "R16 "Repackaging prior to submission to any of the operations in Section B"

This recognition is particularly relevant for suppliers of old cores and supports the integration of remanufacturing into international recovery practices.

BASEL CONVENTION

European level

Directive 2018/851 amends Framework Directive 2008/98/EC and reinforces the EU waste hierarchy, which includes preparation for reuse, recycling, and other forms of recovery. It also provides definitions for reuse, recovery, preparation for reuse, and recycling. Although remanufacturing is not explicitly mentioned, the directive reflects a broader trend toward incorporating circular economy principles into EU legislation.

The Directive "Right to Repair (R2R), adopted on June 13, 2024, and effective from July 30, 2024, aims to facilitate product repair and reduce waste. Member States are required to transpose it into national law by July 31, 2026.

Key measures include :

- Access to spare parts at reasonable prices.
- Clear consumer information about available repair services.
- Extension of the legal guarantee by one year when consumers choose to repair rather than replace a product under warranty.
- National initiatives to promote repair culture.

Other relevant european regulations

The Directive, which is part of the EU's Circular Economy Action Plan is one of the multiple existing legislations that collectively aim at extending the lifetime of consumer products.

- Ecodesign Directive (to be replaced by the Ecodesign for Sustainable Products Regulation) Promotes repair-friendly product design and requires the availability of spare parts.
- Directive (EU) 2024/825 on Empowering Consumers in the Green Transition. Aims to provide consumers with clear and accessible information on the durability and reparability of goods at the point of sale
- Corporate Sustainability Reporting Directive (CSRD). Encourages companies to adopt more sustainable practices, including transparency on environmental impacts —indirectly supporting remanufacturing efforts.

At national level (France)

At the national level (France only), several regulations are in place.

REP « Responsabilité élargie des producteurs »/Polluter pays Principle This regulation is recognised in the Waste European Framework Directive. The principle is simple : the producer, distributor, or product importer must manage the product at the end of its life. They are responsible for financing, organising, and implementing the collection, reuse, or appropriate recycling solutions for their products.

Loi lutte anti-gaspillage et économie circulaire (AGEC) : (Anti-waste and circular economy French legislation) This law aims to accelerate the transition towards more sustainable production and consumption models, in order to reduce waste and preserve natural resources, biodiversity, and the climate. Five main themes have been identified :

- Phasing out single-use plastics
- Providing better information to consumers
- Fighting waste and promoting solidarity-based reuse
- Combating planned obsolescence
- Producing better

Regarding remanufacturing, as with the Directive on common rules to promote the repair of goods, manufacturers must provide consumers with information about the reparability of products and the availability of spare parts.

Repairers are now required to offer alternative spare parts from the circular economy when available.

French decree 17/02/2022 on the use of the word « repackaged »and « repackaged » product

This decree defines the use of the terms “repackaged” and “repackaged product”. IMPORTANT : (extract from the text) : To this end, it reserves the use of these terms for second-hand products and specifies the conditions under which they may be used, with regard to the carrying out of tests, or even the requirement of one or more technical interventions, to ensure the safety and functionality of the product.

In addition, to prevent consumers from being misled about the characteristics of a reconditioned product, this decree prohibits any reference to a new product and reserves the use of the words ‘reconditioned in France’ for reconditioning operations carried out entirely within France. These rules also apply to spare parts.

Conclusion

Although there is still no unified or specific regulation focused only on remanufacturing, both national and European frameworks increasingly promote circularity and product reparability.

The trend is clearly moving toward encouraging longer product lifespans through repair, reuse, and remanufacturing. The upcoming implementation of the Right to Repair Directive across EU Member States by 2026 will be a key milestone to watch.

Follow remanufacturing trends

Moreover, several international associations continue to advocate for remanufacturing and represent key industry players in regulatory discussions—helping to shape future policy and reinforce the role of remanufacturing in the circular economy.

- Association European Remanufacturing Network – www.remanufacturing.eu
- Automotive Parts Remanufacturers Association (APRA) – https://apra.org
- European Remanufacturing Council – www.europeanreman.eu
- France Auto Reman – www.franceautoreman.com

PACKAGING STANDARDS

JTEKT

For an eco-responsible & safe packaging

Why packaging is important for JTEKT ?

JTEKT Europe attaches importance to the quality of its product packaging, both from an environmental and safety perspectives. This is the reason why we respect the highest standards to ensure you the best product quality from production to delivery.

Eco-responsible

- **100 %** recycled cardboard,
- **Plastic** use limited thanks to our kraft cushion system,
- **100 %** recyclable waste.

Safety & quality

- Conform to EU Standards,
- Stackable,
- Resistant ,
- Krafted cushion to fill the void & ensure absolute product support,
- Pallet filling optimisation,
- Easy to managed.

Our cardboards references

Find below an overview of the different specifications of our packaging.
Note that before all your shipment, our Sales administration team will confirm you the pallets numbers and their dimension. It will allow you to plan the best appropriate logistic transport.

Cardboard 1380x182x420 (N° 1) :
- Inside : 1360x172x410mm
- Outside : 1380x182x420mm
- Thickness: 5mm
- 6 cardboards / level

Cardboard 1380x171x221 (N°2) :
- Inside : 1372x167x217mm
- Outside : 1380x171x221mm
- Thickness: 2mm
- 6 cardboards / level

Cardboard 1100x171x221 (N°3) :
- Inside : 1092x167x217mm
- Outside : 1100x171x221mm
- Thickness: 2mm
- 8 cardboards / level

Our pallets

3 wooden pallets sizes
- 1200x800
- 600x800
  1450x1140x124

EU standard conformity
- NIMP 15
- UIC 435-2

Examples

1 individual cardboard



JTEKT sticker or customer sticker

Individual plastic bags for OBJ and STUDS Kit



A Safe & eco-responsible packaging

Safe product cardboard support



Kraft paper for product protection

Overview of our complete packaging

Note that packaging dimensions and paletisation depend of the products type.
The above pictures are just to illustrate the JTEKT packaging quality standard.

Our contact

"N°1 & ONLY ONE"

TECHNICAL GUIDELINES

STEERING USER RECOMMENDATIONS

The present recommandations are made in order to prevent any using which can damages the EPS system (Electric Power Steering).
Each of these steps has specific recommendation, which must be respected in order to avoid any breakdown.
You can find additional information on our website : TECHNICAL INSTRUCTIONS

1

LORRY LOADING

The boxes fitted with a pallet are designed to be handled by standard fork lifts. The using of other type of vehicle can damage the parts.
The boxes must be carefully handled. If one of them or if a EPS system is fallen or damaged by the fork lift or whatever around, it must be scrapped.

STORAGE

The boxes must be stored away from any corrosive or dangerous material either when transporting, or when storing. These materials can damage the EPS system.
The storage temperatures must be situated between –40°C and +90°C. Moreover, it's absolutely forbidden to store the box outside. Either the direct weather contact (sun, rain, snow, freeze) or none the respect of the storage temperatures can generate deformation or raw material damage. Don't stack up carton packaging on pallets.

TRANSPORT

During the transport, the boxes must be closed and firmly tightened in order to avoid them moving. Moreover, the boxes must be covered with plastic film so that no foreign matter can pollute or damage the EPS system.
The boxes and the EPS system are designed to resist to the salt, sand and dust. However, a long exposition can damage the parts. Thus, a damp and dusty area can also affect the good work of the EPS system and is deeply advised against.
It's absolutely forbidden to set anything on the boxes. Laying something on it can damage them and make the using dangerous.

PACKAGING

For more information about the boxes or the way to use them, check the packaging instructions.
If one of these rules is not followed, the incriminated boxes must be scrapped.

STEERING USER RECOMMENDATIONS

1

The present recommandations are made in order to prevent any using which can damages the EPS system (Electric Power Steering).
Each of these steps has specific recommendation, which must be respected in order to avoid any breakdown.
You can find additional information on our website : TECHNICAL INSTRUCTIONS

Lorry loading

The boxes fitted with a pallet are designed to be handled by standard fork lifts. The using of other type of vehicle can damage the parts.
The boxes must be carefully handled. If one of them or if a EPS system is fallen or damaged by the fork lift or whatever around, it must be scrapped.

Storage

The boxes must be stored away from any corrosive or dangerous material either when transporting, or when storing. These materials can damage the EPS system.
The storage temperatures must be situated between –40°C and +90°C. Moreover, it's absolutely forbidden to store the box outside. Either the direct weather contact (sun, rain, snow, freeze) or none the respect of the storage temperatures can generate deformation or raw material damage. Don't stack up carton packaging on pallets.

Transport

During the transport, the boxes must be closed and firmly tightened in order to avoid them moving. Moreover, the boxes must be covered with plastic film so that no foreign matter can pollute or damage the EPS system.
The boxes and the EPS system are designed to resist to the salt, sand and dust. However, a long exposition can damage the parts. Thus, a damp and dusty area can also affect the good work of the EPS system and is deeply advised against.
It's absolutely forbidden to set anything on the boxes. Laying something on it can damage them and make the using dangerous.

Packaging

For more information about the boxes or the way to use them, check the packaging instructions.

If one of these rules is not followed, the incriminated boxes must be scrapped.

2 Assembly-disassembly

All assembly/disassembly of the JTEKT product must be carried out by a professional and or person trained for this type of intervention, this with the specific tools recommended by the manufacturer.
JTEKT EUROPE can not be held responsible for any faults resulting from non-conforming manufacturer's assembly recommendations. Obtaining the manufacturers recommendations is the responsibility of customer.

Assembly in the car

The unloading recommendations are also applied for this paragraph.
If any part of the EPS is damaged during assembly, the EPS has to be scrapped.
Handle the harness in an ESD (electrostatic discharge) area after the protection bag removal and do not expose the EPS steering under permanent magnetic fields.
Do not expose the connectors to pollution.
The assembly of the steering system in the vehicle must be carried out in accordance with the manufacturer's instructions (strict follow-up of the different stages of assembly, respect of the tightening torques, ensure the correct connection of wire, CAN and power connector...

Packaging unloading

The worker must wear gloves before handling the parts.
The steering must be handled by using both hands and have no to be manipulated by harnesses, tie-rods, bellows or the input shaft and moto-calculator. Suitable place is body of the rack housing at level of fixations.
Not to shock or to drop and in case of steering gear falling, do not assemble on vehicle.
Not to apply load on input shaft.
If the part is unpacked but not assembled in the car, it must be returned in the packaging.

3

Normal use

The part has to be assembled only in the appropriate vehicle.
Every mounting on a different car can be highly hazardous and must be avoided. Modification on the part is forbidden.



4

Aftersales

The unpacking recommendations must be respected for this title.
Any repairing of the steering system is absolutely prohibited.
Only the changing by another one same model, same reference is allowed.

5

Normal use

Most of the steering components can be recycled. To do such an action, it is necessary to dismount the different elements and to dispatch them in the various containers provided in this purpose.

JTEKT

EPS PROGRAMMING & SETTINGS

www.jtekt.eu

What is eps programming ?

To operate correctly, the steering system must be programmed in accordance with the technical definition of the vehicle, on which it is assembled.
These parameters are defined in the calibration and telecoding processes and enable :

- Safety guarantee for driver
- The best drive feeling sensations
- Integrated options such as lane keeping, automatic parking, driving mode selection...

Important : a different steering can not be assembled on the vehicle if not original rack.

3 types of programming

1 **Plug & Play**

2 **Telecoding operations**

3 **Calibration download & Telecoding operations**

Which programming for which EPS ?

You will find below the different programming and a non-exhaustive list of vehicles concerned.
For more details on vehicles requiring a calibration and/or telecoding, have a look on our price list.

1 Plug & Play	2 Telecoding operations
No need to work on ECU. Calibrations are already plugged in the ECU.Telecoding operation is managed by the vehicle.	Calibrations are already in the ECU. Need to telecod the ECU to adapt it to vehicle characteristics (options like automatic parking, lane keeping assist, driving mode select...)
MERCEDES VEHICLES Class A/CLA/B/GLA	**MINI VEHICLES** **Mini/Clubman/Countryman/Paceman** **Telecoding managed by JTEKT**

3 Calibration downloading & Telecoding operations

Calibration must be downloaded in the ECU. It is specific to the vehicle.
ECU needs to be telecoded to adapt it to vehicle characteristics, such as :

- Automatic parking option
- Lane keeping assist
- Driving mode select...

PEUGEOT 207/C3 PICASSO	OTHER PRODUCTS
Calibration and Telecoding managed by JTEKT. No need to work on ECU	Calibration and/or telecoding must be done by the local repair network.

Important : calibration downloading and telecoding operations can be done with online diagnosis tools able to do such operations.

More technical information

If you wish to get more technical information, on how assemble our steering racks, visit our webpage Technical data sheet for steerings assembly

Why work with JTEKT ?

- Backed by over 100 years of industrial excellence
- OEM grade products, processes, and standards
- Strong expertise in mechatronics, software, and system integration
- Global delivery capabilities and a secure, reliable supply chain
- Customer-centric, multilingual teams based in Europe
- A trusted, agile partner able to address your specific challenge

Our contact

"N°1 & ONLY ONE"

MARKETING TOOLS

MARKETING TOOLS – JTEKT

WHAT RESOURCES DO WE PROVIDE ?

JTEKT Europe has prepared a **complete marketing toolkit** for our distributors. You will find below all the materials you need to **promote** our products on your **website** and through your different **communication channels**.

If you need anything else, please feel free to contact us according to your needs.

ONLINE AVAILABLE ONLINE TOOLS

General guidelines

Technical data



Latest news

Note that you can follow our news via our monthly Aftermarket newsletters, available on our website, but also on Linkedin. If you have any ideas of topics, you would like us to study, don't hesitate to contact us.

07.07.2025
IAM

AFTERMARKET NEWSLETTER – JULY 2025

READ MORE



JTEKT European Operations

Monozukuri by JTEKT: placing innovation at the heart of our strategy to stay one step ahead!

Industrie manufacturière · Irigny · 23 K abonnés · 5 K-10 K employés

MARKETING TOOLS – JTEKT

IAM PROMOTION TOOLS

Learn more about JTEKT Aftermarket

Online catalogue

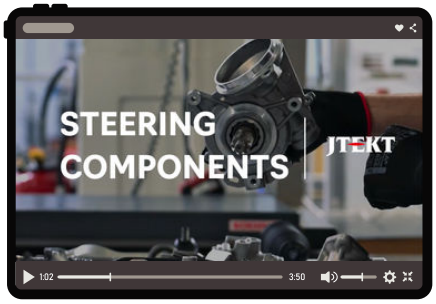

Components video

REMANUFACTURING TOOLS

Remanufacturing Brochure

Online catalogue

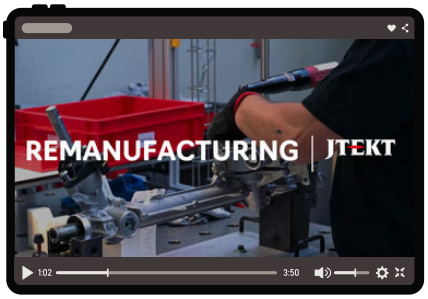

Learn more about our remanufacturing process

DEDICATED TOOLS

Our marketing teams can also provide you personalized banners or designs.

Don't hesitate to inform us about the events you will participate, we will be pleased to promote them in our newsletter, linkedin...

For any request or additional materials, please contact : aftermarket@jtekt.eu

KEEP IN TOUCH

JTEKT EUROPE
AFTERMARKET DEPARTMENT
RUE DU BROTEAU
FR-69540 IRIGNY
www.jtekt.eu
aftermarket@jtekt.eu

CERTIFIED TecDoc® DATA SUPPLIER

SUBSCRIBE TO OUR NEWSLETTER

FOLLOW US

in YouTube